

Insect bites or stings



Learning agenda

- Introduction of insect bite
- Symptoms of insect bites and stings
- First aid Treatment of insect sting
- Spider bite
- Tick bite
- First aid for tick bite
- Spider bite
- First aid for spider bite



- Mosquito bites
- Scorpion stings
- Prevention of insect bites and stings
- Dog bite
- Treatment dog bite
- Prevention of dog bites



- Symptoms of rabies
- References

Insect bites

Insects such as bees, wasps & jelly –fish cause stings which are very painful.



Some insect
inject poison
like formic
acid, cause
an
immediate
either local
or systemic
reactions.



Signs & symptoms

Sharp pain

Swelling around affected area

Sting may be there in the wound

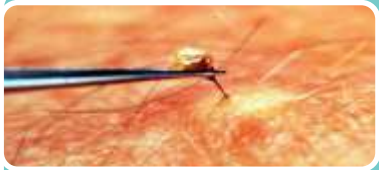
Shock

Stings in the mouth & throat may cause swelling leading to asphyxia

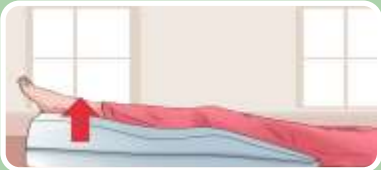
First aid



Wash the area of the bite with soap & water



Remove the sting if visible



Raise the affected part if possible & Place a cold compress / ice pack



Advise casualty to consult doctor if pain & swelling persist

If the casualty has been sting
in the mouth ,give the
casualty an ice cube to suck /
else give her a glass of cold
water to sip.

If swelling starts to develop.

If required ,shift casualty to
hospital.





Tick bite

Tick bite

Ticks are tiny , spider- like creatures found in grass or woodlands.

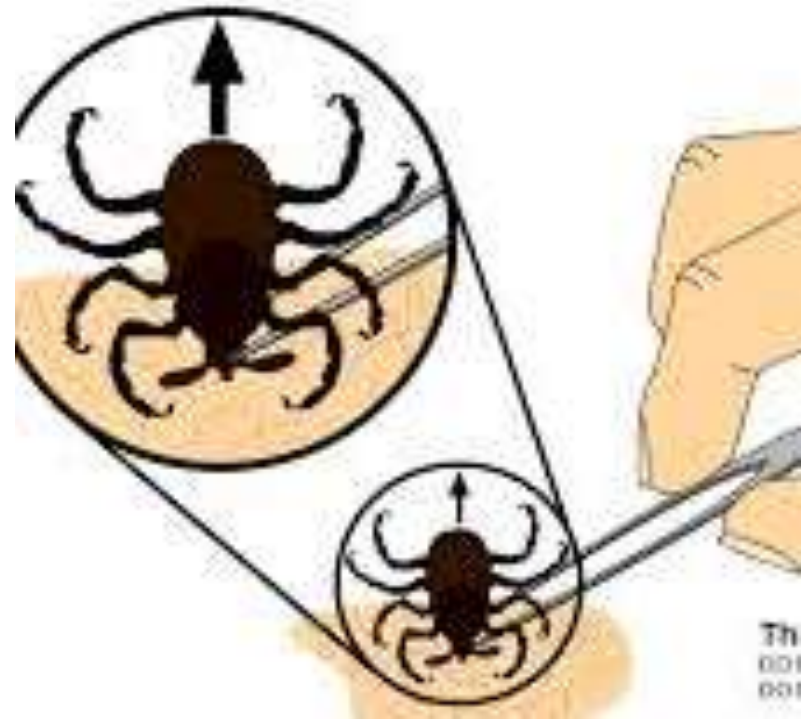
They attach themselves to passing animals (including humans) & bite into the skin to suck blood.

They should be removed as soon as possible .



First aid for Tick bite

1. Using fine-pointed tweezers, grasp the tick's head close to the casualty's skin.



Use a to- and- fro action to lever the head out. Try to avoid breaking the tick & leaving the buried head behind.





3. Wash with warm soapy water




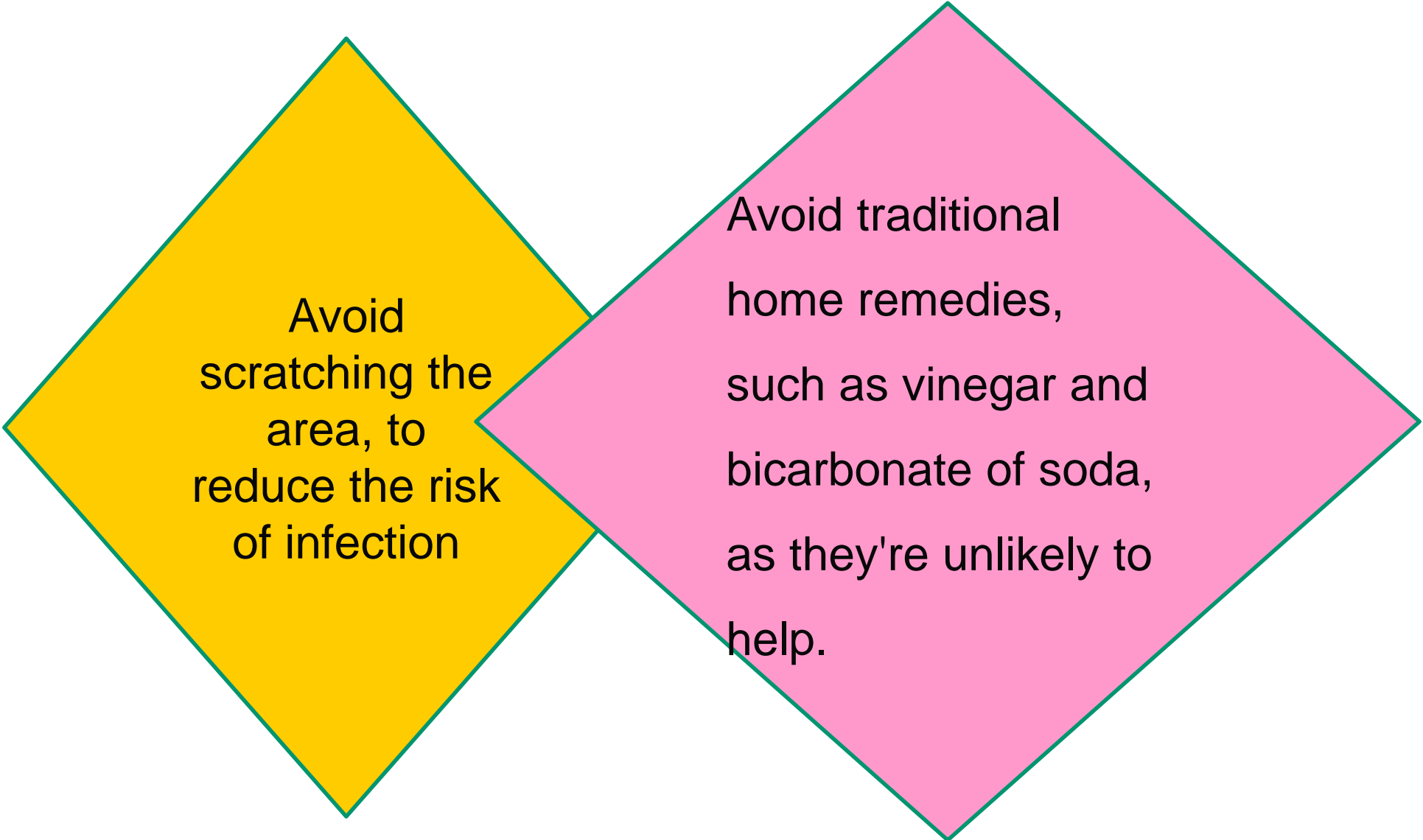
4. Advise the casualty to see a doctor .



5. Take the tick ; it may be required for analysis

Raise or elevate the affected area if possible, as this can help reduce swelling.





Avoid
scratching the
area, to
reduce the risk
of infection

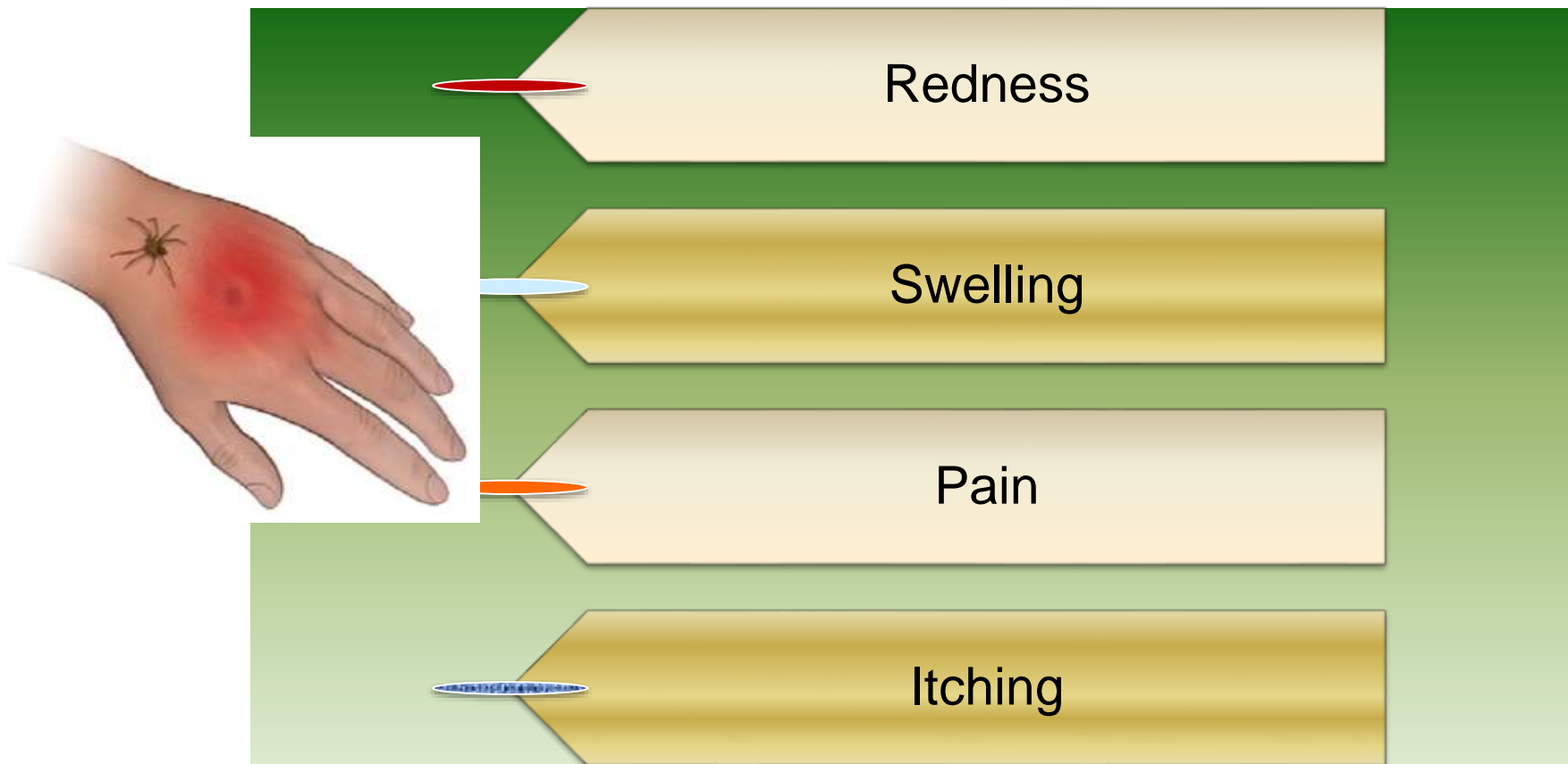
Avoid traditional
home remedies,
such as vinegar and
bicarbonate of soda,
as they're unlikely to
help.

Spider Bite

Most spider bites are relatively harmless. Anywhere from several hours to a day after you get bitten, you may notice symptoms similar to those of an insect sting or bite.



- At the site of the bite, casualty may experience:



First aid treatment for spider bite

Wash the area
of the bite with
soap and water.



Place a cold compress or ice pack on the area for about 10 minutes to help reduce pain and swelling.



Mosquito bites

Mosquitoes cause itchy bites but severe allergic reactions are rare.



May develop a rash

flu-like symptoms such as fever , chills, headaches, joint and muscle pains , fatigue, depression and generally feel unwell.



First aid treatment for mosquito bites

Most mosquito bites can be managed by washing the area with soap and water and applying an antiseptic.

Cold packs may help with local pain and swelling.



Scorpion sting or bite



Bites from species of scorpion can cause serious illness & may even be fatal if not treated promptly.

First aid treatment for Scorpion sting or bite

1. Help the casualty to sit or lie down , & reassure her.



2. Raise the affected part if possible .
Apply an ice pack or cold compress.



3. Monitor vital signs- level of response, pulse , & breathing
. Watch for signs of allergy, such as wheezing.



Anaphylactic shock in bites and stings



In case of severe allergic reaction, the whole body can react within minutes to the bite or sting which can lead to anaphylactic shock.

- **Symptoms of anaphylactic shock may include:**



Swelling of the mouth, throat or tongue



Shortness of breath or wheezing



Difficulty swallowing



Difficulty in talking



A rash that may appear anywhere on the body



Itching— usually around the eyes, ears, lips, throat or roof of the mouth-



Flushing-(feeling hot and red)



Stomach cramps, feeling or being sick



Feeling weak




Collapsing or falling unconscious

Prevention of insect bites and stings

Remain calm and move away slowly if encounter wasps, hornets or bees – don't wave arms around or swat at them.

Cover exposed skin by wearing long sleeves and trousers.





Wear shoes when
outdoors.

Be careful around flowering
plants, rubbish, compost
stagnant water, and in
outdoor areas where food
is served.



Apply insect repellent to exposed skin – repellents that contain 50% diethyltoluamide are most effective.



Dog bite



Dog bites are very serious

It may cause fatal medical condition called hydrophobia



- Symptoms of bite;



History of
bite



Discomfort



Pain

Symptoms of rabies



Headache



Nausea & vomiting



Agitation, hallucination & confusion



Difficulty in swallowing



Respiratory paralysis




Foaming at mouth

- **Signs indicating an infection include:**



- wound becomes more painful



- Redness and swelling around the bite



- Fluid or pus leaking from the bite



- A fever with a temperature of 38°C or above and shivers



- Swollen lymph glands

First Aid for Dog Bite



- Clean the wound immediately



- Encourage bleeding from the wound



- Put sterile dressing



- Shift the patient to hospital immediately

The dog's health status is unknown, or the dog tests positive for rabies, need to get a rabies vaccine.



To prevent dog bites



- When choosing a dog for a family pet, pick one with a good temperament.



- Stay away from any dogs you don't know



- Never leave young children alone with a dog -- especially an unfamiliar one.



- Don't try to play with any dog that is eating or feeding her puppies



- Whenever you approach a dog, do so slowly, and give the dog the chance to approach you.



- If a dog becomes aggressive, do not run away or scream. Stay calm, move slowly, and don't make eye contact with the dog.

References

- En, arthur C. (March 1948). "Persistent "insect bites" (dermal eosinophilic granulomas) simulating lymphoblastomas, histiocytoses, and squamous cell carcinomas". Am J pathol. **24**(2): 367–387. Pmc 1942711. Pmid 18904647.
- goddard, jerome (2002). Physician's guide to arthropods of medical importance. Boca raton: CRC press. P. 14. Isbn 0-8493-1387-2.

- “Venom immunotherapy.”. Journal of asthma and allergy. **8**: 75–86. Doi:10.2147/jaa.S62288.Pmc up to:^a ^b ludman, SW; boyle, RJ (2015). “Stinging insect allergy: current perspectives 4517515. Pmid 26229493.
- Maynard, robert j. Flanagan, alison L. Jones ; with a section on antidotes and chemical warfare by timothy C. Marrs and robert L. (2003). Antidotes. London: taylor & francis. P. 118. Isbn 9780203485071. Retrieved 7 june 2016.

Mcq s for bites and stings.

1. If a dog is chasing you, should you try to run away?

A. True

B. False

2. Most people are allergic to bee stings.

A. True/

B. False

3. A paste of baking soda and water applied to the site of the sting can help relieve the pain.

• A. True/

B. False

4. One effective way to prevent bee stings is to use an insect spray or repellent.

A. True

B. False

5. A person who is allergic to bees may develop red, itchy, raised bumps on the skin in response to a sting.

A. True/ B. False

Mcqs

6. How should a bee sting be removed?

A) use you nail and scrap in the opposite direction to the sting

B) rub it

C) run it under cold water to wash it away

d) Squeeze the stinger sack and pull it out

7. How do you treat a bee sting?

A) pressure immobilization bandage

B) ice pack

C) hot water

D) vinegar

8. Rabies is caused by

A) snake bite

B) dog bite

C) mosquito bite


D) insect bite.

- 9. Most dog bites are provoked when someone tries to harm the animal.


A) true

b) false


Insect bites and stings




First aid for insect bite video



Home remedies for insect stings



Dog bite



Dog bites

